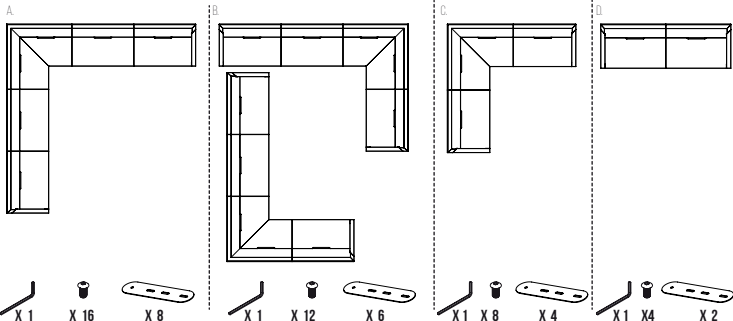
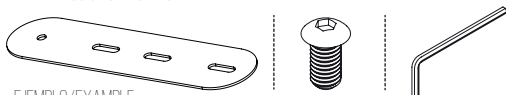


MODULAR FRAME/ FRAME SECTIONAL

COMPOSICIONES/ LAYOUT OPTIONS

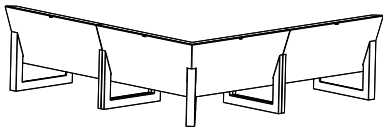


ELEMENTOS UNIÓN/ JOINING KIT



EJEMPLO/EXAMPLE COMPOSICION C/C LAYOUT

1. Unir los módulos y montar en su posición natural.
1. Join the sectionals, arranging them in any of the alyout options above.



2. Posicionar las petinas en los huecos inferiores y atornillar sobre las tuercas.
2. Place the joining strips over the pre-drilled holes and screw.

