

Faz table base h:50cm

by Ramón Esteve

Vondom's Faz collection, designed by Ramón Esteve, is one of the firm's most iconic collections. It stands out for its modular design and sophistication, representing harmony, serenity and timelessness through mineral and emphatic shapes. Faz transforms environments with its unique combination of material and light, creating an enveloping and exclusive atmosphere.



Info

Description

Extruded aluminum tube with cast aluminum base coated with epoxy baked painting. Item suitable for indoor and outdoor use. Table top not included.

Weight: 3.99 Kg

BASE 3 LEGS - BASE 3 PATAS



fixed top / fijo ref. 54125
 collapsable top / abatible ref. 54125T
 fixed for glass / fijo para vidrio ref. 54125V

FAZ BASE MESA Ø65 H50
 FAZ TABLE BASE Ø25 1/2" H19 1/4"

TABLE TOPS OPTIONS - OPCIONES SOBRES

Ø50 cm Ø19 1/4"	50 x 50 cm 19 1/4" x 19 1/4"
Ø59 cm Ø23 1/4"	59 x 59 cm 23 1/4" x 23 1/4"
Ø69 cm Ø27 1/4"	

Finishes

finishes

Fixed


Ref. 54125




white




smoked




ecru




tortora




cream



camel



clay



garnet



brown



green



blue



gray



anthracite



black



ocean

Powder coated aluminum base with non collapsable attachment made of polyamide and fiber glass

Top Abatible


Ref. 54125T




white



smoked




ecru




tortora



cream



camel



clay



garnet



brown



green




blue



gray



anthracite



black



ocean

Powder coated aluminum base with 90° collapsable attachment made of polyamide and fiber glass


Fixed for glass
Ref. 54125V




white



smoked




ecru




tortora




cream



camel



clay



garnet



brown




green



blue




gray



anthracite



black



ocean

Powder coated aluminum base with non collapsable aluminum attachment powder coated, made exclusively for our glass tops.

tabletops

HPL Black Edge

Ref. 66107



white(black edge)




ecru(black edge)




black(black edge)

HPL Solid Core

Ref. 66107B




white stone




ecru stone



smoked




tortora stone



cream stone




black stone




gray stone



walnut



green stone




oak1



white (white edge)




oak2




ecru



tortora




cream



camel



clay



garnet



brown



green



blue

gray

anthracite

ocean

Ref. 66101

Ambients

