


Gatsby base ø35x105cm s30

by Ramón Esteve

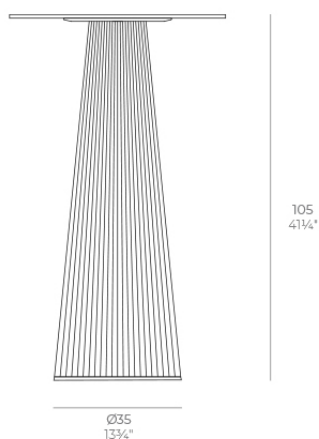
The Gatsby collection, designed by Ramón Esteve, evokes the elegance and glamour of Art Deco, reminding us of the Roaring Twenties. Inspired by the bonanza, parties and excesses of that era, Gatsby combines intricate design with extraordinary simplicity, reflecting the American dream.



Info

Description

Weight: 6 Kg



GATSBY Mesa Base Redonda Ø35x105cm S30
GATSBY Round Base Table Ø35x105cm S30
ref.54460

TABLE TOP - SOBRE

- Ø50 cm
Ø19 1/4"
- Ø59 cm
Ø23 1/4"
- Ø69 cm
Ø27 1/4"

Finishes

finishes

Basic

Ref. 54460



white 2001



black 2002



ecru 2003



tortora 2004



gray 2005



anthracite 2006



brown 2008



garnet 2015



green 2016



cream 2017



blue 2018



camel 2020



clay 2022



ecru granite



cream granite



ice 2101

Matt Polyethylene

tabletops

HPL Black Edge Top

Ref. 66126

VONDOM



white(black edge)



ecru(black edge)



black(black edge)


HPL Solid Core Top Ref. 66126B




ecru stone



white stone



tortora stone



smoked



black stone



cream stone




walnut



green stone



gray stone



oak1



white (white edge)



oak2



ecru



tortora



cream



camel



clay



garnet



brown



green



blue



gray



anthracite



ocean

Ambients



