

## Gatsby doble\_base ø35x73cm s30

by Ramón Esteve

The Gatsby collection, designed by Ramón Esteve, evokes the elegance and glamour of Art Deco, reminding us of the Roaring Twenties. Inspired by the bonanza, parties and excesses of that era, Gatsby combines intricate design with extraordinary simplicity, reflecting the American dream.

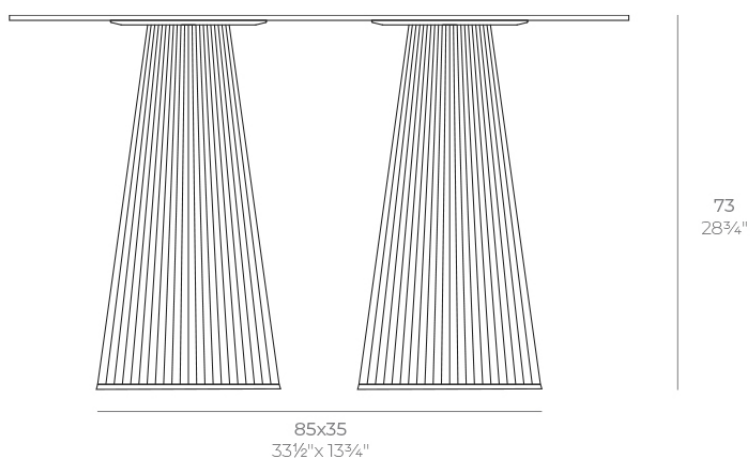


## Info

---

### Description

Weight: 8.4 Kg



GATSBY Mesa Doble Base Redonda 85x35cm S30  
GATSBY Round Double Base Table 85x35cm S30  
ref. 54464

TABLE TOP - SOBRE



119X69 cm  
46 3/4" x 27 1/4"

## Finishes

---

### finishes

---

Basic

Ref. 54464



white 2001



black 2002



ecru 2003



tortora 2004



gray 2005



anthracite 2006



brown 2008



garnet 2015



green 2016



cream 2017



blue 2018



camel 2020



clay 2022



ecru granite



cream granite



ice 2101

Matt Polyethylene

### tabletops

---

HPL Black Edge Top

Ref. 66156

# VONDOM



white(black edge)



ecru(black edge)



black(black edge)

## HPL Solid Core Top Ref. 66156B



cream stone




black stone



walnut



green stone




gray stone



white stone




ecru stone



smoked



tortora stone



white (white edge)



oak1




oak2



ecru



tortora



cream



camel



clay



garnet



brown



green



blue



gray



anthracite



ocean

## Ambients

---

