

## Gatsby doble\_base ø35x73cm s50

by Ramón Esteve

The Gatsby collection, designed by Ramón Esteve, evokes the elegance and glamour of Art Deco, reminding us of the Roaring Twenties. Inspired by the bonanza, parties and excesses of that era, Gatsby combines intricate design with extraordinary simplicity, reflecting the American dream.

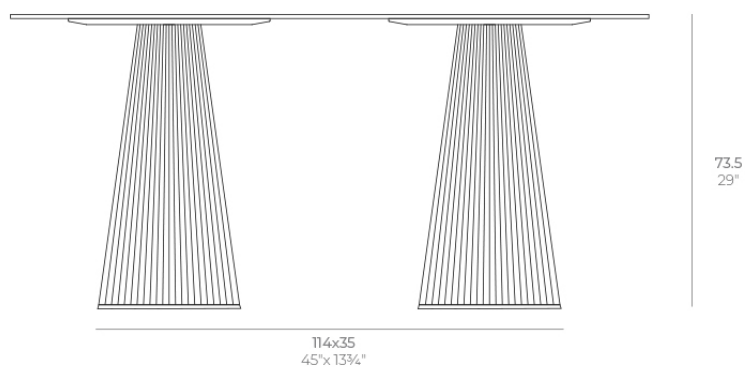


## Info

---

### Description

Weight: 8.4 Kg



GATSBY Mesa Doble Base Redonda 114x35cm S50  
GATSBY Round Double Base Table 114x35cm S50  
ref. 54465

TABLE TOP - SOBRE



158X79 cm  
62 1/4" x 31"

## Finishes

---

### finishes

---

Basic

Ref. 54465



white 2001



black 2002



ecru 2003



tortora 2004



gray 2005



anthracite 2006



brown 2008



garnet 2015



green 2016



cream 2017



blue 2018



camel 2020



clay 2022



ecru granite



cream granite



ice 2101

Matt Polyethylene

### tabletops

---

HPL Black Edge Top

Ref. 66157

# VONDOM



white(black edge)



ecru(black edge)



black(black edge)

## HPL Solid Core Top Ref. 66157B



white (white edge)



ecru



tortora



smoked



cream



camel



clay



garnet



brown



green



ocean




blue



gray




anthracite



white stone



cream stone



ecru stone



tortora stone



green stone




gray stone




black stone



oak1



oak2



walnut

## Ambients

---

