

Gatsby doble bas 30x30x73cms30

by Ramón Esteve

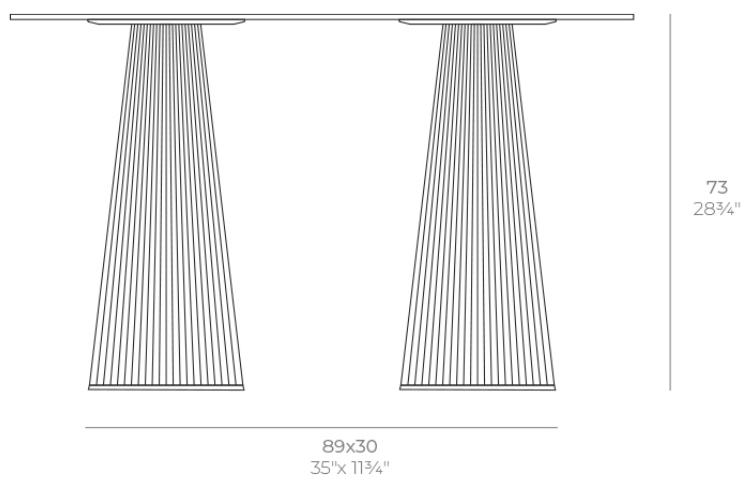
The Gatsby collection, designed by Ramón Esteve, evokes the elegance and glamour of Art Deco, reminding us of the Roaring Twenties. Inspired by the bonanza, parties and excesses of that era, Gatsby combines intricate design with extraordinary simplicity, reflecting the American dream.



Info


Description

Weight: 12 Kg



GATSBY Mesa Doble Base Cuadrada 89x30cm S30
GATSBY Square Double Base Table 89x30cm S30
ref. 54468

TABLE TOP - SOBRE

 119X69 cm
46³/₄"x 27¹/₄"

Finishes

finishes

Basic

Ref. 54468



white 2001



black 2002



ecru 2003



tortora 2004



gray 2005



anthracite 2006



brown 2008



garnet 2015



green 2016



cream 2017



blue 2018



camel 2020



clay 2022



ecru granite



cream granite



ice 2101

Matt Polyethylene

tabletops

HPL Black Edge Top

Ref. 66145

VONDOM



white(black edge)



ecru(black edge)



black(black edge)

HPL Solid Core Top Ref. 66145B



white (white edge)



ecru



tortora



smoked



cream



camel



clay



garnet



brown



green



ocean



blue



gray



anthracite



white stone



cream stone




ecru stone



tortora stone




green stone




gray stone



black stone



oak1



oak2



walnut

Ambients



