

Mari-sol table base h:73cm

by Eugeni Quitllet

The collection, designed by Eugeni Quitllet, combines advanced technology and captivating design. Mari-Sol adapts perfectly to any environment, whether on an urban terrace or in a garden by the sea. Its elegant shape and versatile character make it the ideal piece to embellish and optimize both indoor and outdoor spaces.



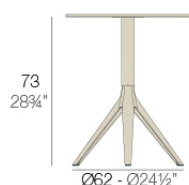
Info

Description

Extruded aluminum tube with cast aluminum base coated with epoxy baked painting. Item suitable for indoor and outdoor use. Table top not included.

Weight: 3.59 Kg

BASE 3 LEGS - BASE 3 PATAS



fixed top / fijo ref: 65010


collapsible top / abatible ref: 65010T

fixed for glass / fijo para vidrio ref: 65010V

MARI-SOL BASE MESA Ø62 H73

MARI-SOL TABLE BASE Ø24 1/2" H28 3/4"

TABLE TOPS OPTIONS - OPCIONES SOBRES




Finishes

finishes

Fixed


Ref. 65010




white




smoked




ecru




tortora




cream



camel



clay



garnet



brown



green



blue



gray



anthracite



black




ocean

Powder coated aluminum base with non collapsable attachment made of polyamide and fiber glass

Top Abatible


Ref. 65010T




white



smoked




ecru




tortora



cream



camel



clay



garnet



brown




green




blue



gray



anthracite



black




ocean

Powder coated aluminum base with 90° collapsable attachment made of polyamide and fiber glass


Fixed for glass
Ref. 65010V




white



smoked




ecru




tortora




cream



camel



clay



garnet




brown




green



blue




gray



anthracite



black



ocean

Powder coated aluminum base with non collapsable aluminum attachment powder coated, made exclusively for our glass tops.

tabletops

HPL Black Edge

Ref. 66107



white(black edge)




ecru(black edge)



black(black edge)

HPL Solid Core


Ref. 66107B




tortora stone




green stone




gray stone



cream stone




black stone



ecru stone




walnut




white stone



smoked



white (white edge)




oak1



oak2




ecru




tortora




cream



camel



clay



garnet



brown



green



VONDOM

blue

gray

anthracite

ocean

Ref. 66101

Ambients

