


High cube pot 50x50x100

The most extensive collection of indoor and outdoor planters designed by Studio Vondom. Timeless and minimalist designs that allow you to create unique and original atmospheres for homes, restaurants and any space.

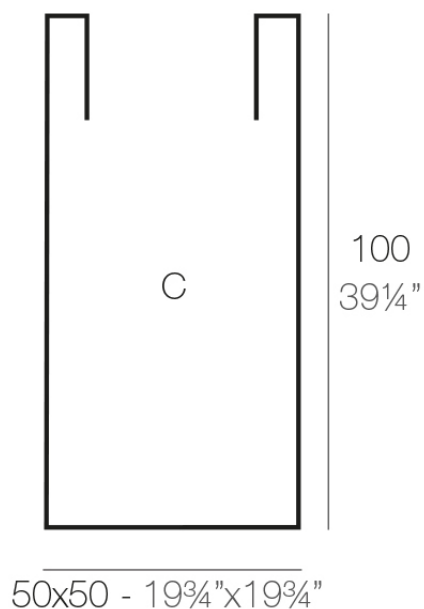


Info

Description

Pot made of polyethylene resin by rotational moulding. 100% Recyclable.
Item suitable for indoor and outdoor use. Available in different finishes.

Weight: 14 Kg



CUBO ALTO 50 x 100 cm
HIGH CONE 19 3/4" x 39 1/4"

C = 249 L x 100 cm
C = 66 gal x 39 1/4"

Finishes

finishes

SIMPLE

Ref. 41451



crema




purjai red



orange



notte blue



white



black



bronze



steel



anthracite



red



khaki



taupe



ecru



beige



green



ice


Matt finishes pot one wall

BASIC

Ref. 41451A



crema



purjai red



orange



notte blue



white



black



bronze



steel



anthracite



red



khaki




taupe



ecru



beige



green




ice

Matt Polyethylene

SELF-WATERING Ref. 41451R



crema



purjai red



orange



notte blue



white



black



bronze



steel



anthracite



red



khaki




taupe



ecru



beige



green



ice

Self-watering system included in all planters except those with basic finish

LACQUERED

Ref. 41451F



crema



modo green



purjai red



orange



notte blue



white



black



bronze



steel



anthracite



champany



red



khaki



taupe



ecru



beige

Lacquered Polyethylene

lighting

WHITE LED

Ref. 41451W



ice

White internally lit unit with LED technology. Available only in matte ice white finish.

RGBW LED

Ref. 41451L




ice

Unit with internal lighting with RGBW LED technology and remote control unit for switching colors. Available only in matte ice white finish. Remote control included.

RGBW LED DMX

Ref. 41451D



ice

Unit with internal lighting with RGBW LED technology and remote control unit for switching colors. Also controlled by DMX-1024 (wireless), enabling communication between one or more products simultaneously via the DMX

transmitter (not included). There are two options to choose from: Professional XLR DMX and Home WIFI DMX. (Remote control included). Optional battery

RGBW LED BATTERY

Ref. 41451Y




ice

Unit with internal lighting with battery-powered RGBW LED technology. Includes charger and remote control for switching colors and charger. Available only in matte ice white finish.

RGBW LED DMX BATTERY

Ref. 41451DY



ice

Unit with internal lighting with RGBW LED technology and remote control unit for switching colors. Also controlled by DMX-1024 (wireless), enabling communication between one or more products simultaneously via the DMX transmitter (not included). There are two options to choose from: Professional XLR DMX and Home WIFI DMX. (Remote control included).

