

# DELTA TABLE BASE h:105cm

By JORGE PENSI



Delta collection is made to fit in with exterior or interior contemporary spaces. The injected aluminum base and extracted aluminum column make it ideal for use in the open air, due to the weather-resistant properties of these materials. The folding top and the design of the base enables the tables to be lined up one against the other to save space when they are not in use. The goal of the DELTA chair was to create a timeless product that constantly seeks to strike a balance between realism and surrealism—matter and antimatter, abstraction and emotion. The goal was to maximize emotions while minimizing resources, questioning the common logic of something new.

View online: <https://www.vondom.com/us/products/66008>

## Features

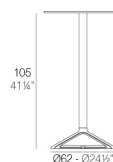
### Description

Extruded aluminum tube with cast aluminum base coated with epoxy baked painting. Item suitable for indoor and outdoor use. Table top not included.

### Weight

4.26 Kg

BASE - BASE



fixed top / fijo ref. 66008  
collapsible top / abatible ref. 66008T  
fixed for glass / fijo para vidrio ref. 66008V

DELTA BASE MESA Ø62 H105  
DELTA TABLE BASE Ø24 1/2" H41 1/4"

TABLE TOPS OPTIONS - OPCIONES SOBRES

● Ø50 cm Ø19 1/4"	■ 50 x 50 cm 19 1/4" x 19 1/4"
● Ø59 cm Ø23 1/4"	■ 59 x 59 cm 23 1/4" x 23 1/4"

## Finishes

### Fixed

Ref. 66008

Powder coated aluminum base with non collapsable attachment made of polyamide and fiber glass

### Fixed glass

Ref. 66008V

Powder coated aluminum base with non collapsable aluminum attachment powder coated, made exclusively for our glass tops.



### COLLAPSIBLE TOP

Ref. 66008T

Powder coated aluminum base with 90° collapsable attachment made of polyamide and fiber glass

COLOR	BASE FIXED	BASE ABATIBLE	BASE GLASS
BLUE			
MOSTAZA			
WHITE			

---

BLACK			
BRONZE			
STEEL			
RED			
PISTACHIO			
ECRU			
SAND			

**Optional**

---

**AVAILABLE TABLE TOPS**

**AVAILABLE TABLE TOPS**